

EAMUG

November 1, 2018



At our Meeting

- 1:30pm; Pledge of Allegiance
- 1:35pm; Q&A for beginners & open quorum
- 2:00PM; '32bit~64bit' **Dennis Ricke**
- 2:45PM; **Comfort Break**
- 3:00PM; 'iTunes: it's Personal' **Curt Lundeen**
- 3:30PM; 'Neat things with iPhone' **Angela Taylor**
- 3:45PM; Door prize & Adjourn



Contents

- 2 **Info & Newcomers**
- 3 **Personal Data erase**
- 4 **DSIG News**
- 5 **eBooks & More**
- 6 **EAMUG Contacts**

by Carl Schwartz

by ANGELA MOSCARITOLO

by Carl Schwartz

by Carl Schwartz

Help for Beginners/Newcomers



Online **information** is ready for You

Apple's help site has its links on the left side [Apple - Support - Mac Basics](#)



Get an appointment at our closest **Apple store**
for the Genius Bar at 140 University Town Center Drive Sarasota, FL

<https://www.apple.com/retail/universitytowncenter/> for training, Genius Bar and Support

Wow what a deal membership is: friends, info, support, sea side parties, and member raffles.

Questions? e-Mail: bessen@verizon.net

Phone: in Venice:(941) 497-4894

EAMUG Dues - Join or Renew Still only Individual \$12/Family \$18

Dues can be paid by check or cash to the Treasurer,
Louis Bessen, at the User Group meeting
(in an envelope, please) or by mail to:

Louis Bessen, Treasurer
2221 Bal Harbour Drive
Venice, FL 34293

Remember our EAMUG Library for Members!

David Pascal is our 2018 EAMUG Librarian.

Checkout period is for one month or till the next meeting.
All books will be **available at the meeting**. The books
are currently being stored in the meeting room closet
and are readily accessible at meetings.

Bring your device!



The hungry Apple on the Cover it Is from
<https://www.apple.com>



DSIG Devices & Laptops

Two this month! **2-4 PM**

Thursday, November 8, 2018

at the **Elsie Quirk Library (Englewood)**

100 W Dearborn St. Englewood, FL 34233

Thursday, November 15, 2018

at the **Jacaranda Library (Venice)**

4143 Woodmere Park Blvd, Venice, FL

How to REALLY Erase All Personal Data From Your iPhone, Tablet, or Laptop

If you're planning to trade in or sell a device, don't forget to do a factory reset first.

Published August 31, 2018

BY: [ANGELA MOSCARITOLO](#) Contributing Writer for Dealnews



With [new smartphones hitting the market](#) and school starting back up this fall, you may be thinking about buying some new technology. When you decide to take the plunge, don't just stash away your old device in the junk drawer. If your used gadget is still in decent shape, you could get money for it on the [secondhand market](#).

But before you sell your old device — this is important — **be sure to remove all your personal data from it.** Plenty of people omit this step and put their privacy and personal information at risk. Don't be one of them.

Wiping a device might seem intimidating, but it's a lot easier than you might expect. Manually deleting your information is not the best course of action. What you want to do is a factory reset, which will ensure all your contacts, music, photos, videos, personal files, email accounts, downloaded apps, and other data can no longer be accessed on that device. For additional protection, you also might want to consider [encrypting your data](#) before factory resetting your device.

Read on for instructions on how to wipe a laptop, smartphone, tablet, or streaming device the right way.

iPhones, iPads, and iPod Touch Devices

Before wiping all your personal data and settings from an [iPhone](#), [iPad](#), or iPod touch device, you'll need to take a few preliminary steps. **If you have an Apple Watch paired with your device, unpair it.** Then [back up your device](#) via iCloud or [iTunes](#).

From there, sign out of iCloud, iTunes, and the App Store. **To do that on iOS 10.3 and later, tap Settings > [your name], scroll down and tap Sign Out, enter your [Apple](#) ID password, and tap Turn Off.** Now you're ready for the reset.

*It's a smart idea to **remove the SIM card** in your old device before getting rid of it.*

To wipe your iOS device, go to Settings, and tap General > Reset > Erase All Content and Settings. If you have Find My iPhone enabled, you may need to enter your Apple ID and password. You may also be asked for your device passcode; if so, enter it. Finally, tap Erase [device].

It's also a smart idea to remove the SIM card in your old iPhone before getting rid of it.

To do that, just look for the SIM card tray on the side of the phone, and gently insert an ejector tool into the hole until the tray comes out. If you don't have a SIM ejector tool, try using the end of a paper clip or the back of an earring.

For more info, check out [Apple's guide](#).

(Note: Before selling an old smartphone or tablet with cellular connectivity, be sure to contact your carrier for help cancelling service on the device and unlocking it. An unlocked device can net you more on the secondhand market than one that's locked to a specific carrier.)

Above article thanks to Mike Volpe

October 18 at Jacaranda Library



Katrina is answering A question

EAMUG members Carl Schwartz, Katrina Myers and Tom Vandenberg were there to help.

Topics included getting more efficient battery use by controlling your settings. Katrina demonstrated the use of a Quick way to turn off and on using a finger slide. She also showed how to change the items in this quick way of getting to Apps on your device mostly the iPhone.

DSIG Devices & Laptops

Two this month! **2–4 PM**

Thursday, November 8, 2018

at the Elsie QuirkLibrary (Englewood)

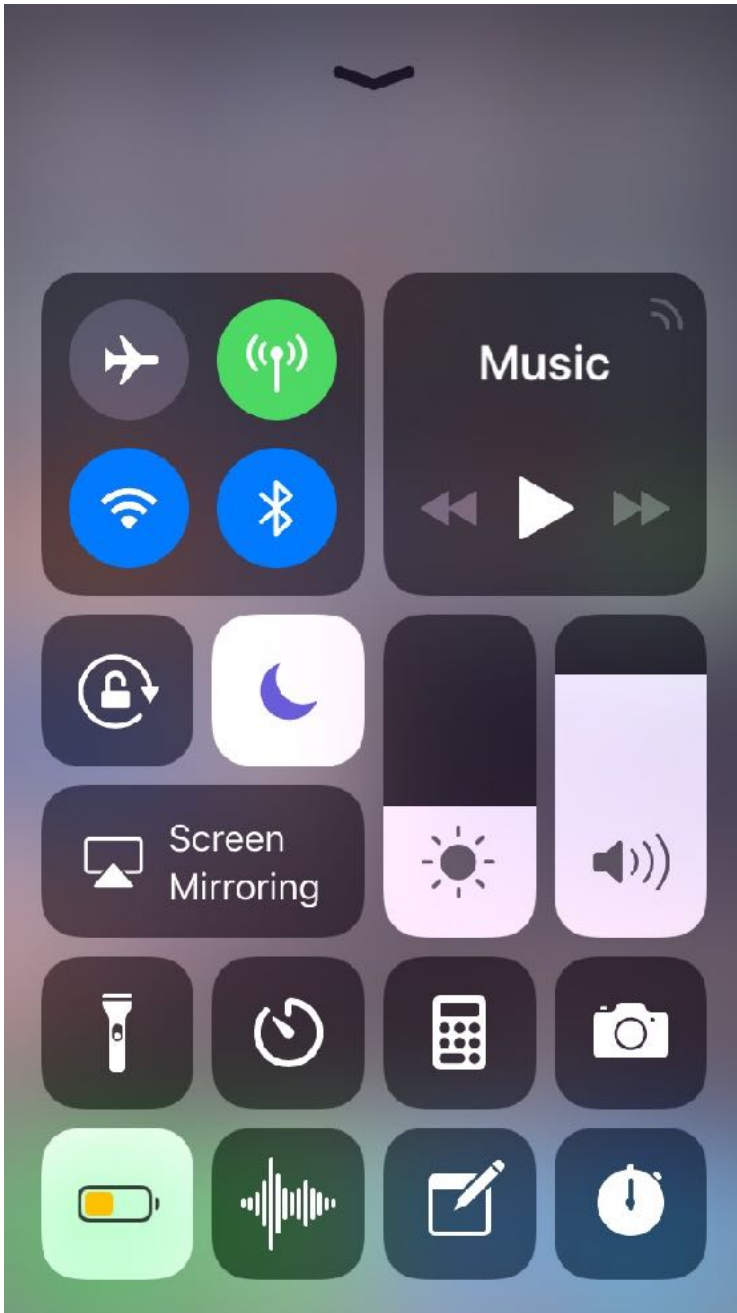
Thursday, November 15, 2018

at the Jacaranda Library (Venice)

If you have a favorite APP or technique that you use please share it with our group.

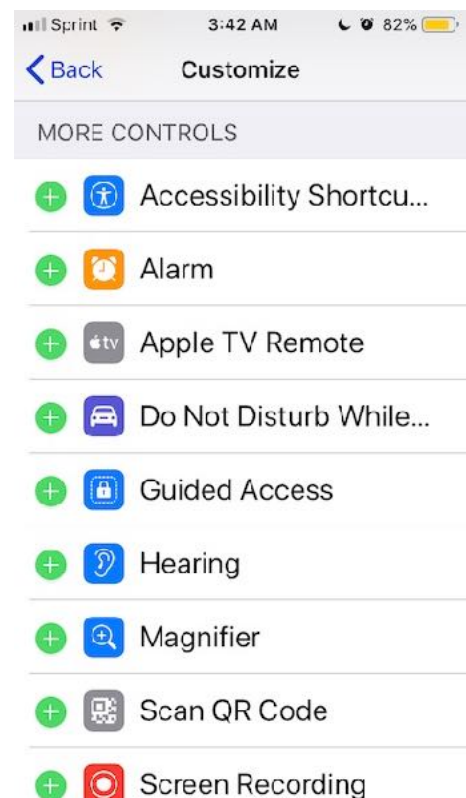
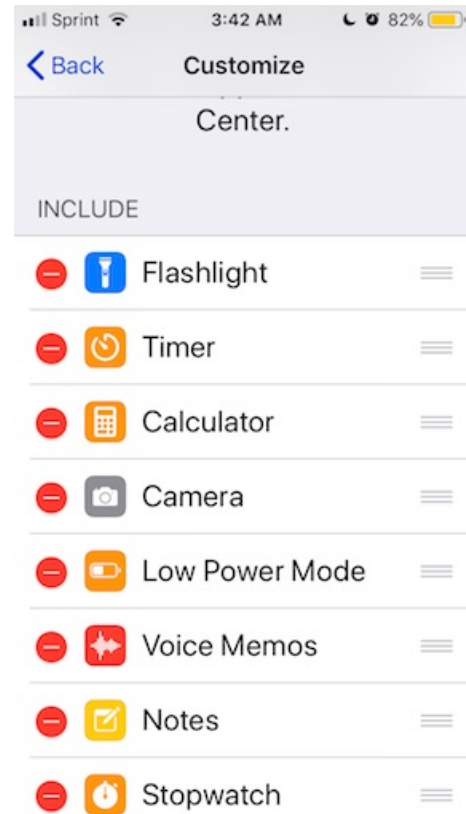
Remember you don't need to be an expert to *share* in our small group, just tell us how you use it!

Don't Forget



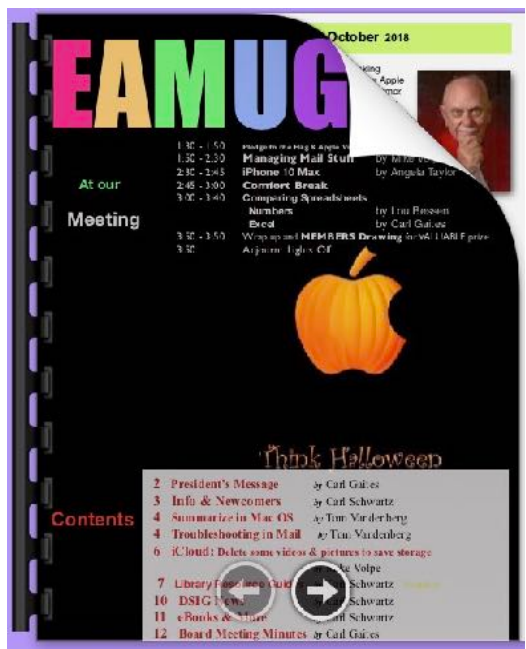
Here is how to adjust the Control center settings:

Settings > Control center > customized controls



We learned how to access a number of controls on your phone without even unlocking the screen

-COME TO OUR MEETINGS TO LEARN MORE



Your iBooks App can save and catalog our EAMUG newsletters. This will work on the computer, iPad and iPhone. Because our newsletter format is saved as a PDF it displays best on a large screen like a tablet or computer.

An EPUB flows to fill a page and can even display on an iPhone. So the EPUB format is best used with large books.



GO to our **EAMUG newsletter archive for back issues!**



[Newsletter Archive](#)

If you download our back issues and place them in iBooks or your iPad, you may do a search when you have a question on how to do something. (in iBooks)

Over the last several years we have covered a lot of topics once you do this you will not even have to be online to access our newsletter library!

Reading a book on your computer or device is best done using EPUB. While you can read a PDF like our newsletter on a computer it's easier to read a *full length book* which **flows** using this EPUB format. Especially if you're using your phone or a smaller tablet another advantage is if your eyes get tired you can ask the computer to **read* the book to you**.

* how to do this is covered in one of those back issues. **Get Them!**

EAMUG Information for November 2018

Meeting times: EAMUG

General Meeting on November 1, 2018. at Elsie Quirk Library

Board Meeting November 8, 2018 at 11:30 at Stefano's Restaurant

iPhone Meeting on November 15, 2018. Venice (Jacaranda Library)

**this meeting is described on the Library's website this way for new users that may not know what a SIG or Special Interest Group is. You may still bring your device or iBook*

Future Meetings: [Maps](#)

General Meeting at 1:30 on 1st Thursday

Board Meeting at 11:30 on 2nd Thursday *have a good lunch & and help us plan*

DSIG Meetings at 2:00 on 3rd Thursday



Click here to enter our website: <http://eamug.org/>

EAMUG

EAMUG CONTACT LIST

CLICK TO LINK TO EMAIL

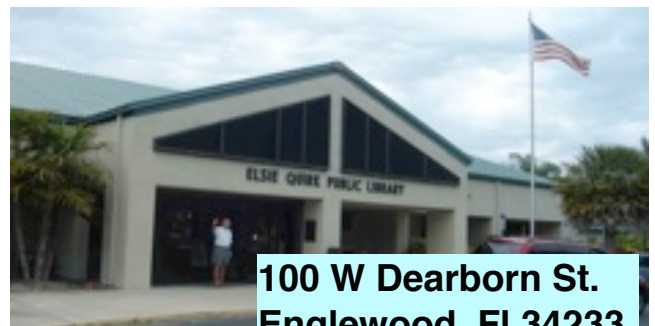
PRESIDENT: [CARL GAITES](#) Treebender8@gmail.com

VICE PRESIDENT: [MIKE VOLPE](#)

TREASURER: [LOU BESSEN](#)

EDITOR: [CARL SCHWARTZ](#) CARL2WALK@YAHOO.COM

LIBRARIAN/WEBMASTER: [DAVID PASCAL](#)



Use this link below to find the location of our meetings...

After arriving on the website, just click on **view larger map**, and then click on **Directions** and enter in your street address.

[Maps](#)

Thanks to our webmaster, David, and Google Maps

